



April 2024

April 2024

Chairman's Corner Willem Nordeje



Willem Nordeje - Chairman

Congratulations to the HVP committee for delivering another Tambotie with fantastic information. We are privileged to place such a document on the table. Corneel and his team is doing an excellent job.

The groups do their best to ensure that our members are challenged to use their best talents.

Tydens ons vergadering van 24 April het die lede teenwoordig aangedui dat hulle verkies dat ons die 35 jaar verjaarsdag saam met ons

jaareindfunksie aanbied – ons sal dit dus so doen. Enige voorstelle vir die geleentheid sal waardeer word.

Daar was ook 'n versoek dat ons die vergadering van 29 Mei 'n week vroeër skuif om ons lede die geleentheid te gee om op die 29 Mei 2024 te stem. Die vergadering sal dus 22 Mei gehou word.

WAP's Monthly Meeting


24 April 2024

Dave Turner

A Walk in the Woods, the title of the passionate journey of Bunny Craucamp into his philosophy and experiences into woodworking.

Bunny Craucamp was the main speaker at the Woodworking Association of Pretoria's meeting of 24th April 2024.

Bunny spoke with enthusiasm, turning the energy for each day into making something that would be appreciated for a lifetime, or useful for the needs of the day. Members were left with a sense of encouragement to go back home and apply this philosophy into their own work.



Bunny Craucamp - PSI

Bunny began his working career in the software industry, but noted that the corporate world was not for everyone. As an exit strategy from the software business, he began researching and reading widely from numerous sources on woodworking. He showed a slide of an extensive library of printed books on the subject, and a slide of e-references including the 'annas-archive (<https://annas-archive.org>). He was inspired by the Master Craftsman, Sam Maloof, and his philosophies. He visited noted woodworkers in the UK, Germany, Austria, France and elsewhere to learn of their techniques. He also reads extensively from the Internet, including: YouTube, Reddit ([r/woodworking](https://www.reddit.com/r/woodworking) and [r/BeginnerWoodWorking](https://www.reddit.com/r/BeginnerWoodWorking)).

Bunny discussed the progress in his business named - Passionate Stuff Industries (PSI) and showed pictures of his first and current workshops with an array of quality and functional pieces. His is also involved in training, an aspect of his character that he does with equal skill and enthusiasm. Members were left with much to

think about and to inspire in our efforts, thank you Bunny!

Show and Tell

Lou Coetzer showed a well-crafted walking stick. The feature was the stick's handle made from a warhog tooth and shaped from square at the handle to a round foot.



Lou Coetzer's walking stick

Pieter Nel encouraged members to consider buying tools from Thunder Tools.

Dylan van Graan showed a three-legged stool that will be the subject of the next Cabinet Makers meeting. He also spoke of Beaver Craft Whittling Tools and showed two small carvings that he had made, one a small wooden replica of the stone statues on Easter Island and the other of a little wooden bear.



Dylan van Graan's three legged stool



Dylan van Graan's wooden carvings



Andy Sutton's Veritas MK II scraper

Andy Sutton emphasized the need to make both hand and power tools work as perfectly as possible. He brought his Veritas Scraper and his old Stanley Cabinet Scraper as examples. He discussed the merits of the Veritas Mk II Scraper and a number of attachments to sharpen and set the blade angles. He then demonstrated the scraper on a 'Sweet Cedar' plank. (I must check this with Andy before it is distributed further.)

Bunny Craucamp brought a piece of 'Sweet Cedar' noting that the species had pleasant smell and that cedar trees had been planted in Clarens District in an effort to multiply and preserve this species.

Admin:

- Ideas for monthly meeting could be submitted for evaluation by the Committee.
- Expo is scheduled for 13-15 September 2024.
- AWSA Symposium 20-25 September 2024.
- Date of next meeting: 22 May (moved a week earlier due to voting on 29 May)

Cabinetmakers' Monthly Meeting 13 April 2024

Francois van Aswegen

We had the pleasure of attending a very interesting meeting on Saturday 13 April 2024 with about 30 WAP members. The meeting was hosted by Silverton Houthandelaars, with organizer Catherine Rautenbach and the Silverton staff excelling in providing a meeting location, organizing a presentation by Rubio Monocoat, sponsoring enjoyable refreshments and finally an informative tour of the timber warehouses.



Members listening to Francois' presentation

Main Topic: Rubio Monocoat's presentation

Presenter: Francois Maans

Francois Maans from Rubio Monocoat discussed their interior and exterior wood preservative products. He discussed, in detail, the methods of surface preparation and application. The company also markets a range of products to maintain the surface coatings after their initial application. The website address is www.rubiomonocoat.com.



Francois Maans

Following Rubio Monocoat's presentation, we took a break during which refreshments and boerewors rolls, provided by Silverton Houthandelaars, were served.



Ian with a tasty boerewors roll

Secondary Topic: Insights into Silverton Houthandelaars' operations

Presenter: Catherine Rautenbach

Catherine Rautenbach provided us with some insights into Silverton Houthandelaars' operations. She discussed the extensive range of the timber species that are available, delving into their activities and the various wood species they offer, including their unique characteristics and intriguing facts.

We were able to personally inspect the many fascinating wood species during a guided tour of the extensive timber warehouse led by Catherine.



Catherine showing the various wood stacks

Show and tell

DC Bredenkamp emphasized the importance of accurate working and also demonstrated a small skilfully patterned olivewood box.




DC's olive box

DC also showed as an example of the SOSS Invisible Hinge.



SOSS invisible hinge

Dylan van Graan discussed the advantages of an Axminster Sharpening Station and has placed an interesting [article](#) on the use of this tool on his [website](#).



Dylan with the Axminster sharpening station

Cabinetmakers Challenge

A monthly Cabinetmakers Challenge was introduced for the first time this month.



Cabinetmakers challenge entries

The theme was either a big compass or a serving tray, that members could gain points for their entries.

Enthusiasm for the challenge was very good with entries by Peter Honegger, Francois van

Aswegen, Karel Calitz, Dirk van Rooyen, Jan Richter, Willem Semmelink, Bunny Croucamp, Pieter Nel and Catherine Rautenbach. We also had late entry by Wayne Barlow all contributing to the excitement of the morning to determine the winner. The challenge was won by Willem Semmelink, with entries by Francois van Aswegen and Dirk van Rooyen taking 2nd and 3rd places.



Willem, Francois and Dirk with their winning entries

Group Projects

The project leaders for the three group projects were announced as follows:

- Mini Workbench with Bunny Croucamp as the project leader
- Handmade Hand Plane with Dylan van Graan as the project leader
- Table Saw Sled with Corneel du Toit as the project leader

Dylan van Graan briefly discussed the Handmade Hand Plane that they plan to make.

Raffle table

We also introduced a Raffle table at the Cabinet Makers event, adding an element of excitement.

Draaiersbyeenkoms

27 April 2024

Jan Richter

Foto's: Willem Semmelink

Een van die hoogtepunte op die draaiers se jaarprogram is die byeenkoms op Leon Langenhoven se plot by die Bon Accord dam. Hierdie byeenkoms was dan ook geen uitsondering nie. Leon het met sy tipiese gulhartigheid almal persoonlik ontvang en laat welkom voel. Daar was al klaar tee en koffie reg en die lede kon hulle self help.

Leon het 'n aantal stompe geskenk vir die lootjietafel en as jy 'n lootjie vir R10 gekoop het, kon jy 'n stomp gaan kies. Baie dankie Leon. Die draai-uitdaging-tafel was gou volgepak met al die stukke wat die 24 lede gebring het.

Die oggend id afgeskop met 'n verwelkoming van Leon en opening deur Braam.



Leon aan die woord, die draai-uitdaging stukke is in die voorgrond.

Die draai-uitdaging was eerste op die agenda. Die lede het ons verras met die kreatiwiteit en gehalte van hulle werk. Mike Potgieter se kers staander is 'n bakkie vir vuurhoutjies met 'n kersstaander bo-op die deksel. Niekie Roux het 'n "Bic Pen Special" deel gemaak van sy kombuis handdoekpapier houer.

Johan de Waal se unieke kershouer het die eerste plek gekry. Die kershouer het 'n dekseltjie wat oor

die kersie pas en dus wanneer die kers nie brand nie kan dit as 'n ornament gebruik word.



Wenstuk van Johann de Waal

Die tweede plek is toegeken aan die lampstaander uit jakarandahout van Willie Marneweck. Willie moes heelwat uitdagings oorkom met die maak daarvan.



Willie Marneweck se lamp

Dirk Toet se lamp uit kamferhout was in die derde plek. Die hele lamp kompleet met lampskerm is gedraai uit een stuk hout.



Lamp van Dirk Toet

Na die breek het Michiel Britz 'n oud bosbouer ons weer bewus van hoe om 'n kettingsaag reg te gebruik en te onderhou. Hy het genoem dat kettingsae een van die gevaarlikste stukke gereedskap is en dat die verkeerde en onverskillige gebruik daarvan kan lei tot noodlottige ongelukke.

Michiel het sy aanbieding gedoen aan die hand van PowerPoint aanbiedings wat deur Husqvarna en Stihl, twee vervaardigers van kettingsae beskikbaar gestel is. Hierdie aanbiedings is beskikbaar op ons webwerf. Hy het baie klem gelê daarop dat slegs hout gesaag moet word. Indien daar per ongeluk metaal of ander vreemde voorwerpe raak gesaag word, moet die lem eers skerp gemaak word, voordat daar verder gesaag kan word.

Die laaste deel van Michiel se aanbieding het gegaan oor die afsaag van bome. Hy het beklemtoon dat deeglike beplanning nodig is en dat daar ook voorsiening gemaak moet word vir skoon veilige areas waarheen gevlug kan word as

die boom val. Hy het genoem dat wanneer bome afgesaag word vir gebruik van die hout, die boom so laag as moontlik gesaag moet word omrede die beste hout in die stam van die boom is. Die laag sny van die bome in plantasies word ook gedoen om te verseker dat ingeval van brand, brandbestryders met hulle voertuie daarvoor kan ry. Die aanbieding wat Michiel hiervoor gebruik het is beskikbaar op die webwerf.

Die geselskap het hierna verskuif na Leon se ruim braai-area waar almal gesellig saam gekuier en geëet het.

Baie dankie aan Leon en Veronica vir hulle gasvryheid. Dit bly altyd lekker om daar te kuier.


Webwerf skakels na Michiel se aanbiedings:

- [Bar and Chain – The Basics](#)
 - [Working with Chainsaws – Part 1](#)
 - [Bar and Chain Maintenance](#)
-
-

Book Review

Willem Semmelink

This month's book is "The Illustrated Handbook of Furniture Restoration" by George Buchanan.

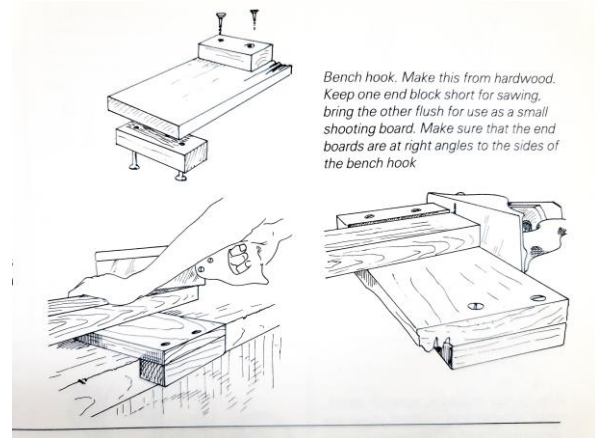


The book has 19 chapters, covering the workshop layout, wood identification, preparing for work, safety, tools, joints, dismantling furniture, common faults and remedies, glueing and fastening, frame furniture, carcass furniture, carving, veneering, chairs, woodturning, laminating, finishing, and upholstery.

Since much of the older furniture were made with traditional design and construction methods, this book is a great revision of those old techniques. It describes how to make the traditional joints, and traditional carvings such as ball and claw legs. The woodturning chapter is also a revision of basic spindle technique. The glue chapter has a mix of modern and traditional products, recommending PVC glue for some tasks and hide glue for others.

One jewel in this book is the humble bench hook (saagplank / bankhaak in Afrikaans), which is arguably one of the very first jigs that a wood-

worker should make even today for a hand tool workshop. This version is cleverly planned that it can be turned around to serve as a simple shooting board.



Humble bench hook

'n Interessante hoofstuk in die boek bespreek hoe om meubels se styl en datering te bepaal. Dit is nooit voor die hand liggend nie, omdat ou style soms lank na die periode gewild bly, en in nuwer periodes nagmaak is. Gevolglik is bietjie speurwerk nodig om vas te stel of die tegniese details in meubels konsekwent is met die styl en voorkoms van ouderdom. Eerstens word 'n vinnige, voorlopige assessering gedoen. Die proporsies van ou meubels is groter as latere meubels. Stoele, sê die boek, is byvoorbeeld breër en dieper, en die hout is dikker as latere reproduksies.

Ou hout het 'n gloed en ryk kleur wat nuwe hout nie vertoon nie. Oppervlakte sal skade hê. Hoeke kan weggebreek wees, of stukke veneer en lyste (moulding) kan weg wees. Perfekte gladde oppervlakte en onverbeterlike voë is gewoonlik 'n teken van masjien vervaardiging. Meubels wat handgemaak is het 'n sjarme van nie-perfekte hout, vakmanskap en van beweging en stres oor jare se gebruik. Onderkante van laaie kan dui op jare se gebruik. Laaie se swaelstert voë in ouer meubels raak los en verweer oor tyd. Nuwer laaie


se voeë is eweredig en perfek met 'n masjien gesny, of swaelsterte word nie gebruik nie. Laaghout is eers van die negentiende eeu af gebruik in meubels.

Meubels se verweer en verval dui nie noodwendig op ouderdom nie. Mens moet verby dit kyk na die proporsies, styl, konstruksie en hardeware wat gebruik was.

Hardeware kan ook ouderdom help bepaal. Nuwer meubels kan namaaksels van antieke skarniere en handvatsels hê. Handvatsels buite die periode kan 'n swak restourasie poging verklap. Hout neig om te verkleur teenaan brons handvatsels en skroewe. Oor dekades versamel vullis en politoer in gleuwe of om handvatsels.

Skroewe en spykers voor die 1850's is met die hand gesmee. Nuwe skarniere se metaal is dunner en met 'n masjien gestempel. Soms verklap merke soos rippels van 'n vlakskaaf of merke van 'n sirkel- of resiproke saag dat masjiene gebruik was. Die sirkelsaag is eers van die mid-negentiende eeu af gebruik.

Tekens van verandering, soos vorige restourasie, herstel of wysigings moet nie uit die oog verloor word nie. Aanduidings is hout knoppe wat met geelkoper vervang was, stukke hout wat ingevoeg was om swak plekke te verstewig, 'n kas se stuk-kende pote kan afgesaag wees, 'n tafel se laaie onder kan afgesny of verkort wees om beter been spasie onder te skep. Mens herken later wysigings of herstelwerk deur te kyk na konsekwentheid. Veranderings in konstruksie metode, gehalte van vakmanskap, hardeware, merke, panele, aangelymde blokke, en so meer gee aanduidings van die stuk se agtergrond. Die meeste ou meubels is een of ander tyd herstel, en soms is dit swak gedoen.



Lomp poging om gekraakte paneel saam te trek

Al hierdie oorwegings moet met die aanvanklike oordeel oor die stuk se ouderdom balanseer word om 'n benaderde ouderdom vas te stel. 'n Werklike ou stuk het 'n tydlose grasie maar dit wys ook stampe en stote wat met tyd kom.

Ander baie waardevolle hoofstukke in die boek is een oor algemene foute en hoe om dit te herstel; en 'n hoofstuk oor hoe om ou meubels uitmekaar te haal.