



NUUSBRIEF VAN DIE HOUTWERKVERENIGING VAN PRETORIA

Tambotie

NEWSLETTER OF THE WOODWORKING ASSOCIATION OF PRETORIA

April 2001

April 2001

Editorial

Good news! Louw Trichardt offered to maintain the Tambotie for this year. From now on, please forward all information, letters and smalls to Louw. Louw can be reached by Tel: (012) 653-1874 or email: louwmaric@icon.co.za (All articles and letters). Neem kennis dat die Tambotie dadelik voorberei word na elke maand vergadering. Dus gee u inligting aan Lou voor of by die vergadering.

Vorige vergadering

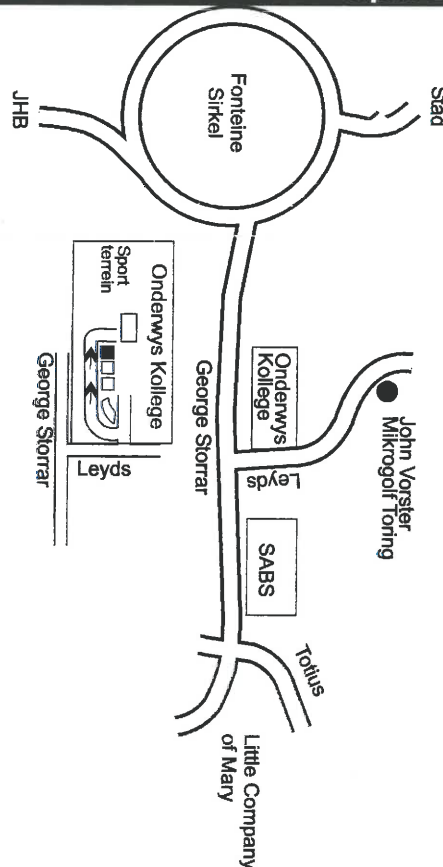
Die vereniging het 'n goeie opkoms gehad by die vergadering by Hoërskool Eldoraigne. Sake wat bespreek was:

- Projek plank wat nou sal geskied in die vorm van 'n geskenk aan 'n vriend/in. 'n Geskikte datum sal in die volgende Tambotie publiseer word.
- Gemeenskapdiens waar die vereniging material sal verskaf uit borge en item/s sal vervaardig wat 'n verskil in die behoeftige gemeenskap kan maak. Onderzoek word geloots om vas te stel wat vervaardig sal word.
- Planne van projekte is vertoon. Die lede het aangedui dat planne vir spesifieke items gebruik sal word om alle fasette van meubelmaak te illustreer en demonstreer.

Willie Marneweck het verder 'n praatjie gelewer oor hoe om effektief die "biscuit joiner" te gebruik. Dit was baie leersaam. Baie dankie aan Willie. Dit was uitstekend.

Volgende vergadering

Die volgende vergadering vind plaas op 25 April 2001 by Die Onderwyskollege van Pretoria. Die verrigting begin stiptelik om 18:00 (ses uur). Die kolledge is van nou af die tydelike permanente vergaderplek van die vereniging.



Ry in by die hek en draai links net na die gebou aan die linkerkant. Volg die pad deur die parkeerterrein en draai regs na die laaste gebou aan die regterkant. Parkeer by die gebou. TECHNICA SENTRUMS.

Drive in at the gate and turn left at the building on your lefthand side. Follow the road through the parkinglot. Turn right at the last building on your right and park there. It is called the Technika Centres.

Draaiers

Die draaiers het weer eens op 28 Maart 2001 by At Smit vergader. Daar was hierdie keer slegs sowat 15 lede teenwoordig, maar dit het geensins verhinder dat daar sommer 'n groot aantal items was wat vir die geleentheid gemaak is nie. We had a lot of "two (or more) of a kind, as well as some

fine examples of hollowed forms. At Smit gave us a good demonstration on how to do a hollow form and he furthermore explained how to make a hollowed form through a hole of 30mm or less.


For the next meeting, again at At's place, we have a choice between a hollowed form through a hole less than 30 mm, or a walking stick. The meeting is on 24 April 2001.

The National turners association has now finalised the arrangements to "import" an overseas turner for the National Exhibition. The turner is Phil Irons. Detail in this regard will be published as we get more detail. Phil will most probably give some demonstrations here in Pretoria too. All this will happen in August-September 2001.04.02.

As was announced at the meeting of 29 March, Lou Coetzer will host some of us at the University of Pretoria on Saturday 21 April 2001. The aim is to show us some indigenous trees as they grow, and then take us to the laboratories to show us what the wood really look like. For those who want to attend, take note that you have to contact Lou so that he can reserve your place. (I hope the Tambotie reaches everybody in time)

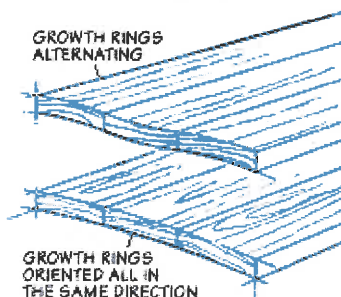
Finishing end grain

When applying liquid stains, the stain soaks more deeply into the pores of the end grain than the face grain, darkening the ends much more than the faces, see top photo.



One way to even out the stain color is to sand the end grain with higher-grit sandpaper than the face grain. In the bottom photo, the face is sanded with 220-grit and the end grain with 600-grit, resulting is a much better color match.

Avoiding warp



If you alternate the boards, your panel should remain flat across its overall width, as each board cups in the


opposite direction. But the panel surface may feel wavy.

On the other hand, if you glue-up the boards with the growth rings all oriented in the same direction, the whole panel may cup in one direction. The surface remains smooth to the touch, but the entire panel may take on an arched shape.

I pay attention to the growth ring patterns, and try to alternate every other board. But I pay more attention to each board's face grain appearance. If I have to, I'll orient adjacent boards with the growth rings pointing the same way in order to get the best looking panel.

Also, make sure you apply an equal number of finish coats on both sides of the table top. This helps keep any moisture absorption or loss equal on both sides, further reducing the likelihood of warping or cupping.

Executive Imports



FESTOOL

Special discounts to members

For all your Festool requirements

Call Fanie 082 492 4098

Ons verkoop enige hardeware vir houtwerkdoeleindes op bestelling teen baie mededingende pryse aan lede van die vereniging. Ander items soos "spanners", vernis, lym, gom, ens kan ook bestel word. Skakel vir 'n kwotasie.